



GENERAL FEATURES

- Piezoresistive measurement principle
- Long-term stable operation
- EMC and Reverse Polarity protection
- 4-20 mA or 0-10 V analog output
- Different level measuring between 1 meter and 100 meters
- 19 mm slim body
- IP68 protection class
- High quality
- Reasonable price, economical solution

PTL 190 level pressure sensors with piezoresistive working principle; are used for level measurement in applications like streams, reservoirs, water tanks etc. With its stainless steel housing with IP68 protection class, it can work in harsh environments.

Thanks to the surge voltage and reverse polarity protection, the PTL 190 series are unaffected by electrical fluctuations and reverse connections.

Optionally configurable pressure ranges, analog output and mechanical connection options offer solutions suitable for various applications.

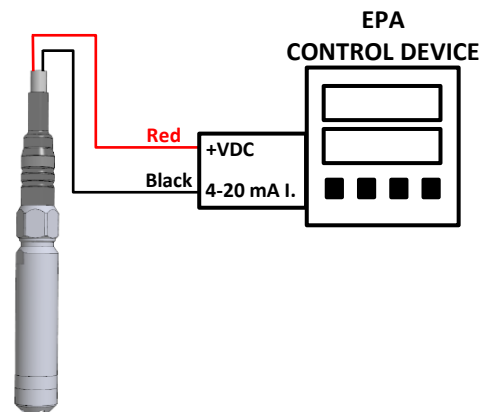
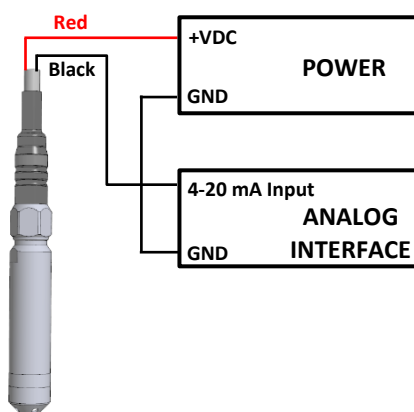
TECHNICAL SPECIFICATIONS

Supply Voltage	12 ... 30 VDC	Output Signal	4...20 mA (2 wire) 0...10 VDC (3 wire)
Measuring Principle	Piezoresistive	Operating Temperature	-20°C ... +70°C
Membrane	1.4404 (AISI 316L)	Storage Temperature	-20°C ... +70°C
O-Ring	Viton (FKM)	Protection Class	IP68
Measuring Range	Different models between 100 mbar and 25 bar can be selected	Material	Body: 1.4404 (AISI 316L stainless steel) Cable: PE (polythene)
Maximum Pressure	%200 FS	Weight	~300 gr
Precision	%0,3	EMC Protection	Emission: EN/IEC 61000-6-3 Immunity: EN/IEC 61000-6-2
Electrical Connection	3 x 0,22 mm ² cable Cable outer diameter: 7,5 ±0,2 mm Drain pipe diameter: 2 mm (Cable length according to level value)		

ELECTRICAL CONNECTION

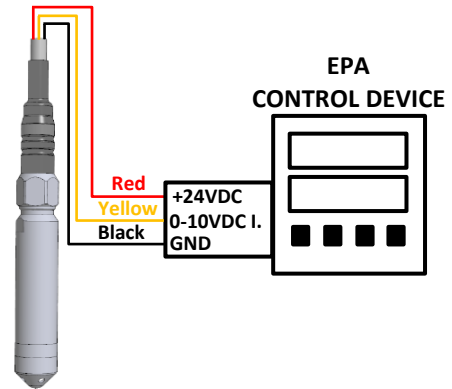
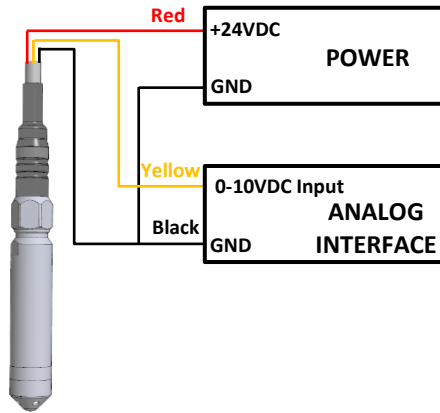
4-20 mA Connection

Signal	Cable
+12...30 VDC (+ supply)	Red
4-20 mA	Black



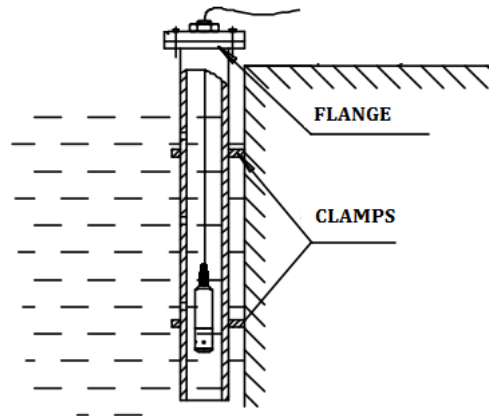
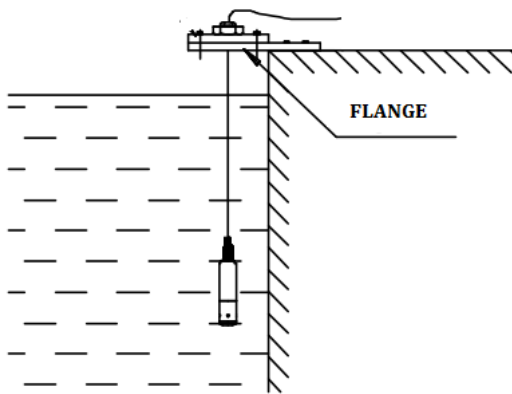
0-10 VDC Connection

Signal	Cable
+12...30 VDC (+ supply)	Red
GND	Black
0-10 VDC	Yellow




SAMPLE APPLICATION

During the application, the product free submerge. Dams, rivers and streams of the product against a surge in applications should be suspended through the pipes.

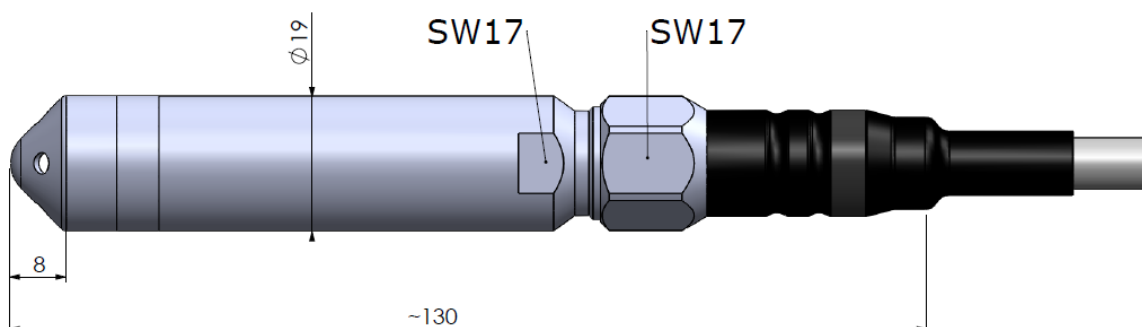


WARNING!

If the wick in the drain pipe is removed, the product will be out of warranty.



MECHANICAL DIMENSIONS (mm)



SAMPLE APPLICATION FIELDS

- Wells
- Water Tanks
- Lake Level

- River Level
- Reservoirs



ORDER CODE

Model

PTL 190

XXXX

Pressure

Different models between 100 mbar and 25 bar can be selected

*(For water, 1 meter level = 100 milibar)

Output Signal

V : 0-10 VDC

A : 4-20 mA

X

XXX

Cable Length

5M : 5 meters

8M : 8 meters

10M: 10 meters

* Must be selected 1 meter above the value to be measured in liquid level

Atek Sensor Technologies



Tuzla KOSB Organize Sanayi Bolgesi Melek Aras Bulvari, No:67 34956 Tuzla-İstanbul / TURKEY



Tel: +90 216 399 44 04



www.ateksensor.com



Fax: +90 216 399 44 02



info@ateksensor.com